



TREASURE HUNT – POSZUKIWANIE SKARBU

EUROPASS – LANGUAGE PASSPORT

The survey on the level of English

TIME: the first semester of the project September – December 2015

PARTICIPANTS: all the students involved (number 89) in the project made their Europass – Language passports.

RULES: according to the rules of Europass European Language Passport.

All the students declared ENGLISH as a foreign language as English is a project language.

They checked their language in the following fields:

- 1) Listening
- 2) Reading
- 3) Spoken interaction
- 4) Spoken production
- 5) Writing

THE FERQUENCY: The survey will be repeated at the end of the project and the results will be compared.

THE PUROPSE of the survey: to check the influence of the project activities on the level of English of students actively participating in the project.

Table 1 Results of the group 1st semester 2015

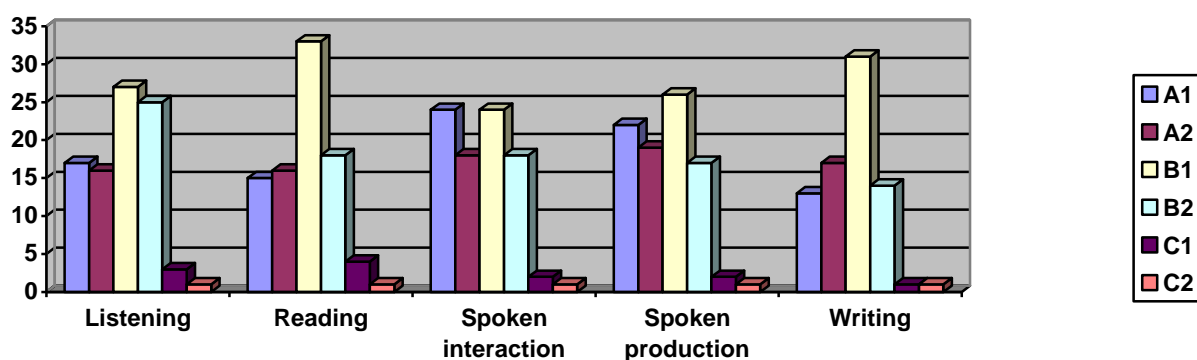
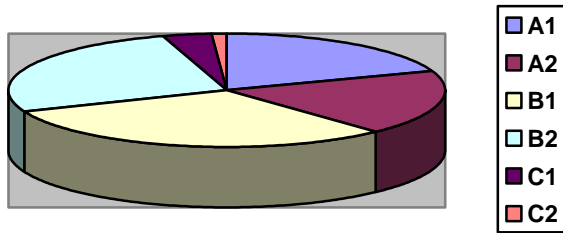
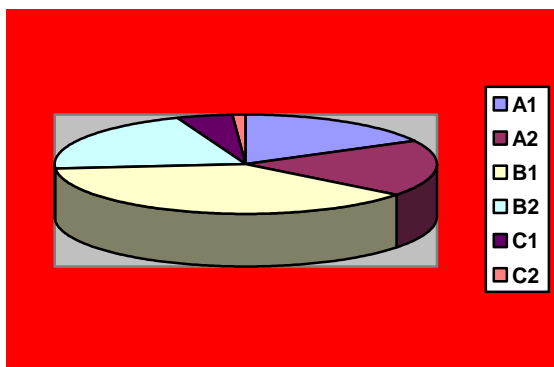


Tabela 2 Listening



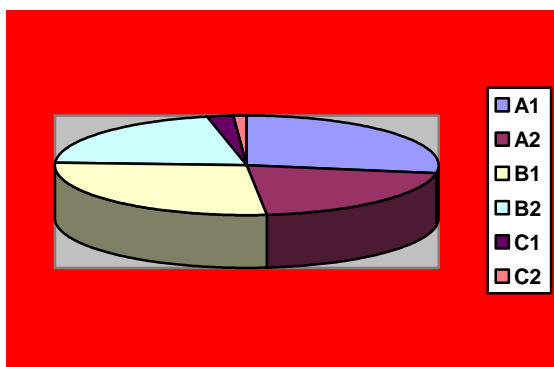
As we can see students declared B1 level and B2 level in listening which seems to be quite good comparing with other skills. So level B is dominating in listening. We have 50 students who declared level B (B1 and B2), which is 57% of all students. Level A was declared by 38% of students. Only 5% of students declared level C (there were only 3 students declaring C1 and one students declaring C2).

Tabela 3 Reading



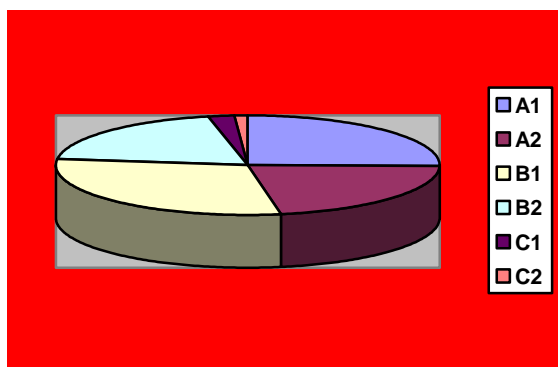
Students declared mostly B1 level and B2 level in reading. So level B is dominating in reading too. We have 51 students who declared level B (B1 and B2), which is 59% of all students. Level A was declared by 36% of students. 5 students declared level C (5,7%), which is the best result comparing all the skills.

Tabela 4 Spoken interaction



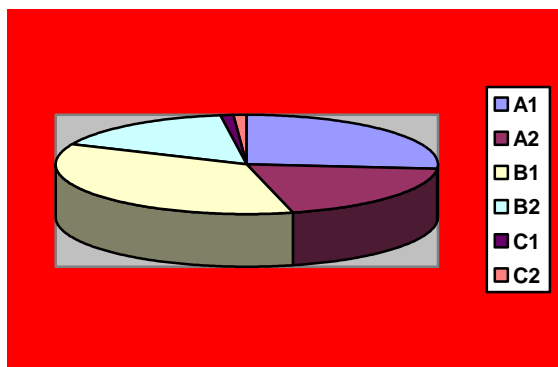
Students declared A1 level and B1 levels in spoken interaction. So level B is not dominating here, but level A and B are represented by the same number of students. We have 42 students who declared level A (A1- 24 students and A2 – 18 students), which is 48% of all students. We have 42 students who declared level B (B1- 24 students and B2 – 18 students), which is 48% of all students. Only three students declared level C in spoken interaction.

Table 5



Students declared mostly B1 level and B2 level in spoken production. So level B is dominating in spoken production too. We have 43 students who declared level B (B1 and B2), which is 49% of all students. Level A was declared by 41 students - 47% of students. Three students declared level C.

Table 6



Students declared mostly B1 level and B2 level in writing. So level B is dominating in writing too. We have 45 students who declared level B (B1 and B2), which is 51% of all students. Level A was declared by 40 students - 46% of students. Two students declared level C.

Conclusions:

- 1) In listening, reading and writing more than 50% of students declared level B.
- 2) The number of students who declared level A and B in spoken interaction and production was the same (spoken interaction – 42 students) or almost the same (41 and 43 students).
- 3) The number of students who declared level C of any skills was very small. There were 4 students in listening, 5 in reading, 3 in spoken interaction and production and 2 in writing.

Done by Beata Pastuszko